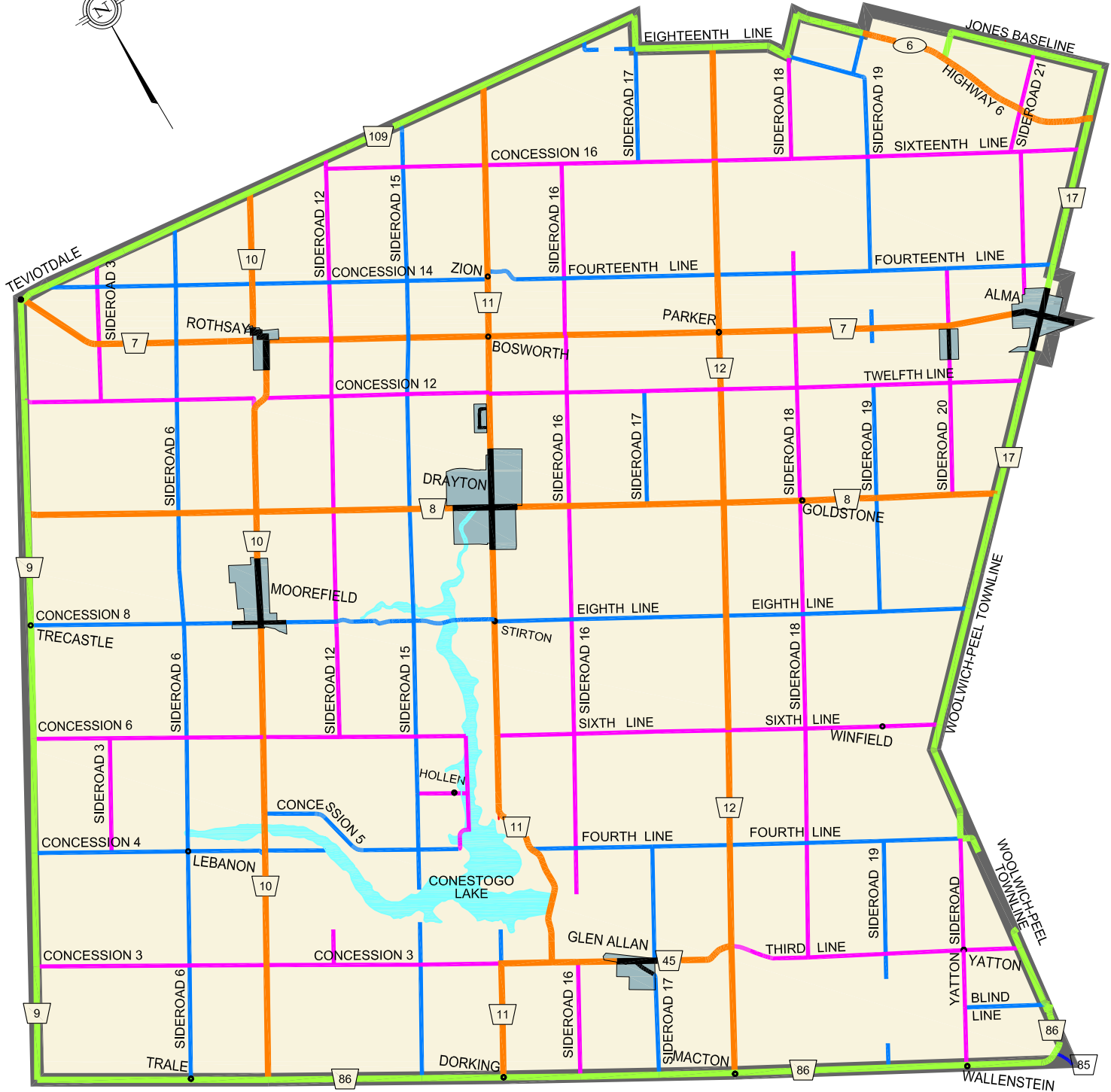
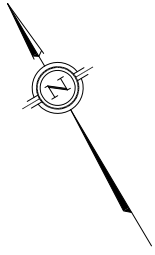










TOWNSHIP OF MAPLETON TUESDAY COLLECTION AREA MAP



LEGEND

- | | | | |
|---|--|---|--|
|  | COUNTY OF WELLINGTON ROAD |  | COLLECTION ON TOWNSHIP OF MAPLETON SIDE OF ROAD ONLY |
|  | PROVINCIAL HIGHWAY |  | COLLECTION ON ODD CIVIC ADDRESS SIDE |
|  | RURAL COLLECTION ON TUESDAY EVERY OTHER WEEK |  | COLLECTION ON EVEN CIVIC ADDRESS SIDE |
|  | "URBAN" WEEKLY COLLECTION AREAS |  | COLLECTION ON BOTH SIDES OF ROAD |

QUESTIONS ?

CONTACT SOLID WASTE SERVICES (SWS)
T 519.837.2601 OR 1.866.899.0248
W www.wellington.ca/sws

