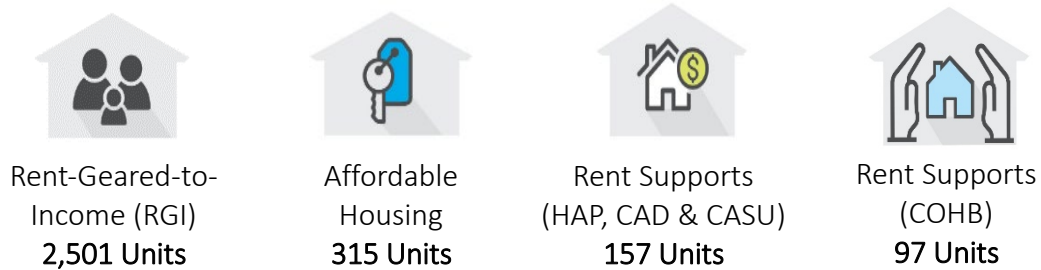




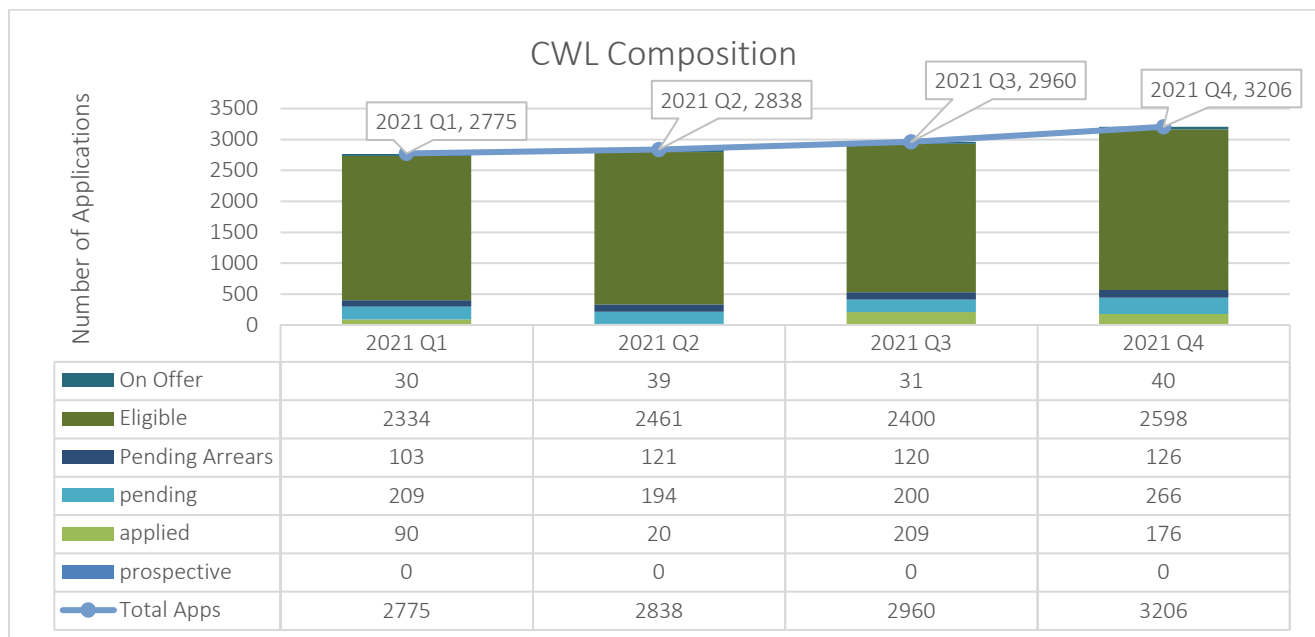
# County of Wellington Housing Services

Status and Activity Report – 2021 Q3&Q4 (July 1, 2021–December 31, 2021)

## Households Assisted - County of Wellington (CMSM) Housing Portfolio (as of December 31, 2021)



## Centralized Wait List (CWL) Composition

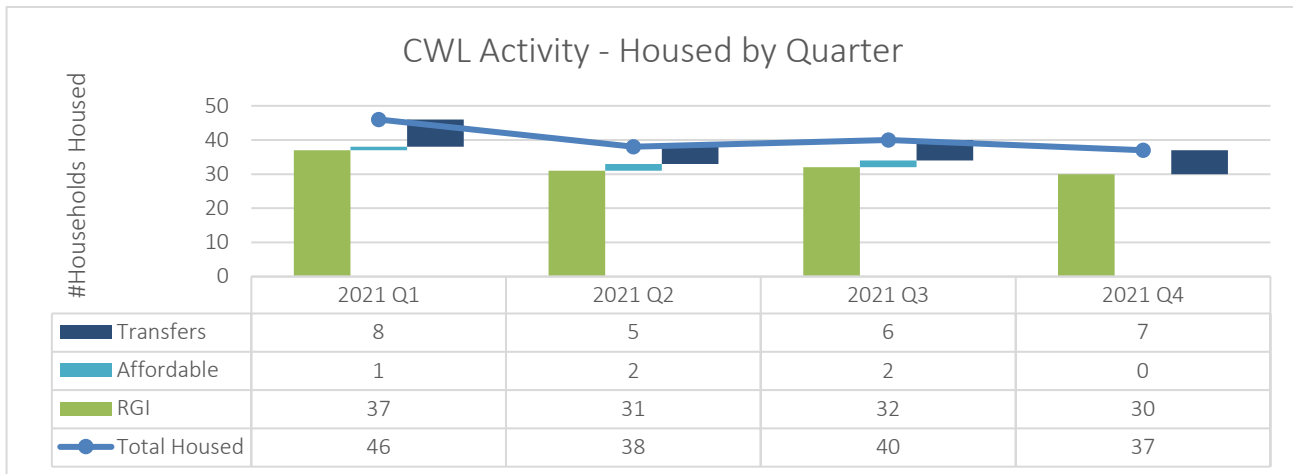


The graph above represents eligible households waiting for rent-geared-to-income (RGI) housing in our Service Manager Area. As of December 2021 there were 3,206 households on the CWL. Eligible applications on the CWL have increased 15% between 2021 Q1 and 2021 Q4. The total number of households on the CWL waiting for rent-geared-to-income (RGI) continues to trend upwards.

## Centralized Wait List (CWL) Housed Data

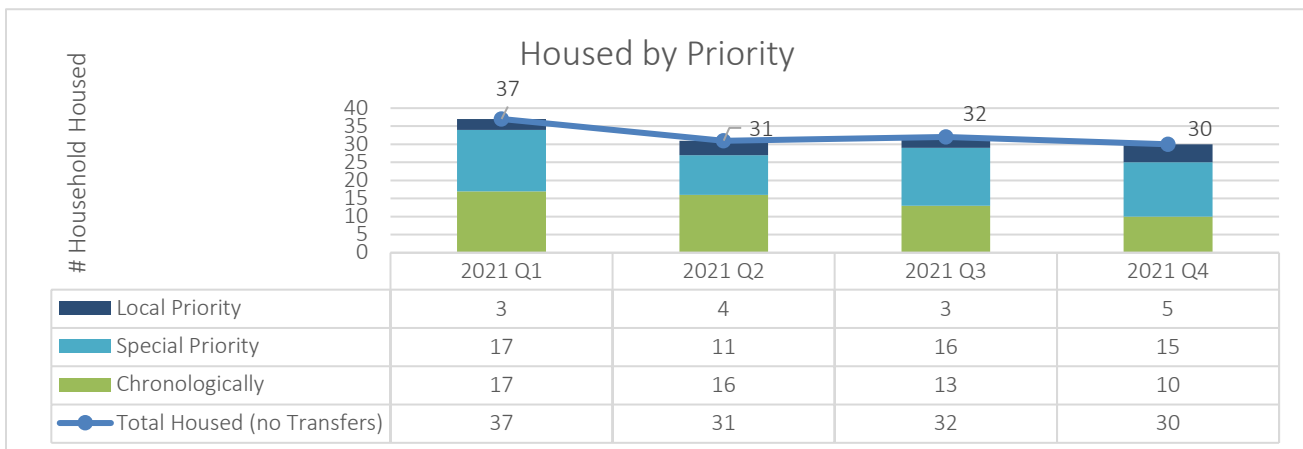
At the end of 2021, restrictions due to the COVID-19 pandemic were in place to protect the health of staff and the public. Housing placements in 2021 Q3 & Q4 are lower than the pre-pandemic average

of 60 placements per quarter in 2019. While housing offers are being made and operations are returning to pre-pandemic standards, data suggests the COVID-19 pandemic continues to impact housing operations. In addition, retention rates in 2021 suggest that households are staying in our units longer, which reduces unit turnover and limits mobility off the CWL.



**Centralized Wait List (CWL) Housed by Priority Data (transfers not included)**

Housed by priority data identifies the number of households housed chronologically compared to the number of households housed through the provincially legislated Special Provincial Priority (SPP) category, and through the County of Wellington’s Local Priority category. Households housed through priority categories are accommodated in RGI and Affordable Housing units. Data for the 2021 shows that 55% of housing placement were housed through a priority stream, not off the chronological wait list.

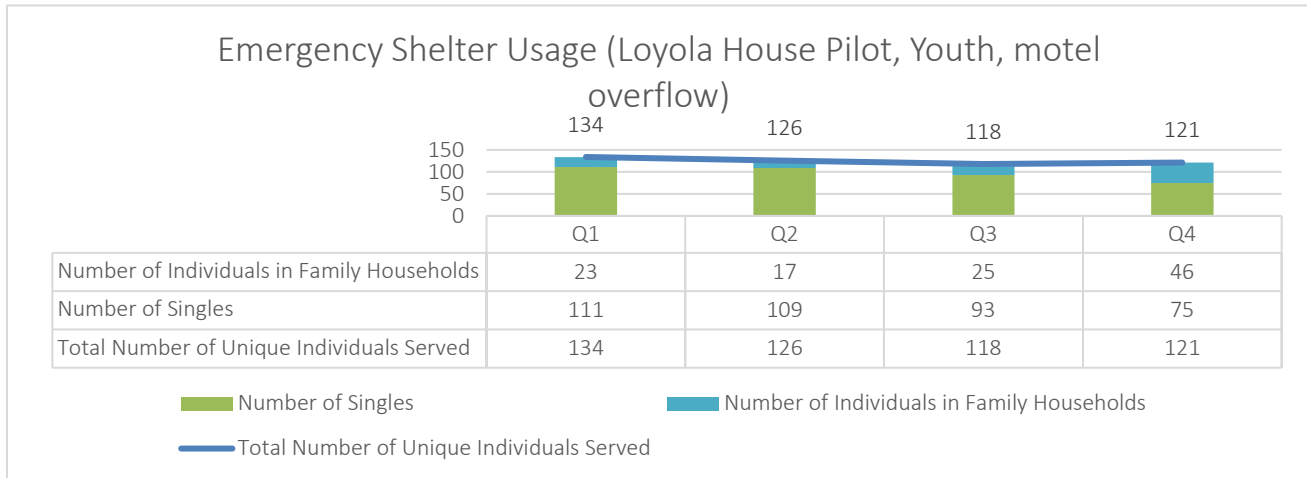


**Emergency Shelter Usage**

All three adult and the youth emergency shelters closed in mid-March 2020 to minimize the risk of COVID-19 transmission. While the youth emergency shelter re-opened earlier in 2021, the adult

emergency shelters remained closed at the end of 2021. Emergency shelter services were temporarily located at Loyola House, at the Warming Centre in Guelph and in hotels. Isolation sites were also established to ensure that individuals experiencing homelessness who test positive for COVID-19 could self-isolate in a supportive environment.

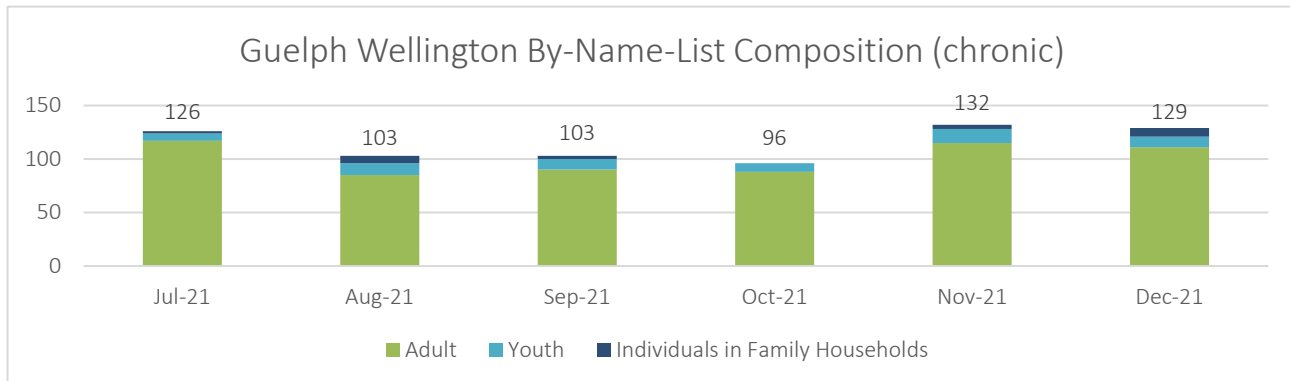
In 2021, the overall number of individuals using the shelter system has decreased by 10%. The reduction in emergency shelter usage is consistent with the reductions on the Guelph-Wellington By-Name-List.



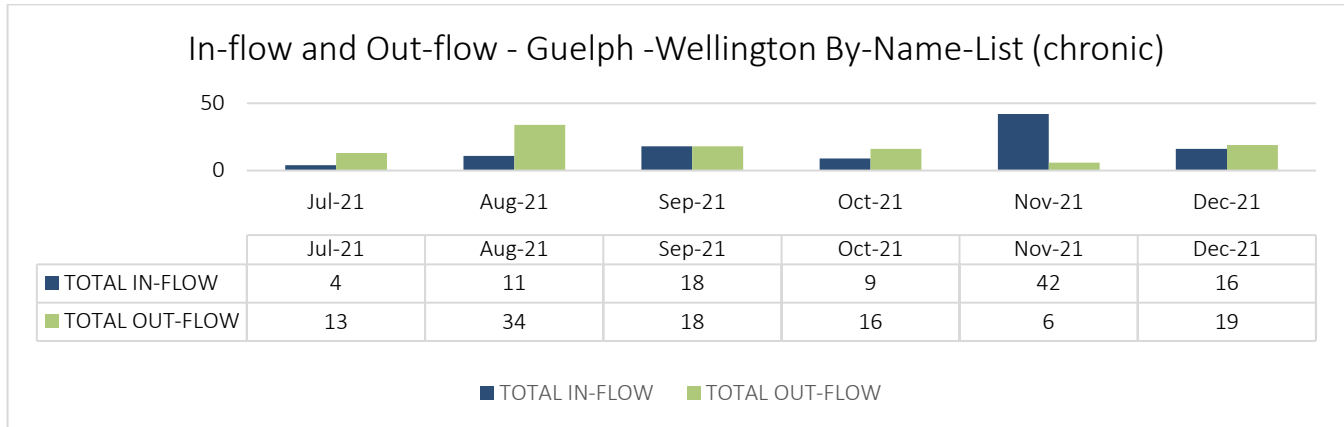
### Guelph-Wellington’s By-Name-List– Who Is Experiencing Homelessness and How People Enter and Exit the Homelessness Serving System

The Guelph-Wellington By-Name-List (G-W BNL) is a real-time list of all people experiencing homelessness in Guelph-Wellington. The BNL helps service providers prioritize need, track the status change as individuals and families move in and out of (chronic) homelessness and inform action as we move towards ending chronic homelessness in our community.

While we see fluctuation in active chronic homelessness in Guelph-Wellington each month, an average of 125 individuals experiencing chronic homelessness remained active on the BNL in 2021.



Information gathered through the G-W BNL helps us understand who is coming into the homelessness system (in-flow) and who is being housed/leaving the system (out-flow). Tracking in-flow/out-flow and individuals experiencing active homelessness helps us target diversion to reduce in-flow and inform local resources and strategies to connect individuals with permanent housing solutions to accelerate out-flow.



In 2021 a total of 130 individuals experiencing chronic homelessness on the G-W BNL who were moved to a housing placement. In spite of this tremendous achievement, the number of individuals experiencing chronic homelessness on the G-W BNL has not decreased over 2021 as there are new people being identified on an ongoing basis. In order to continue driving reductions on the G-W BNL we need to stem in-flow and the increase out-flow into housing.

The data shows that housing placements account for the majority of out-flow from the G-W BNL. Individuals housed from the G-W BNL are accommodated in various housing types, including market, affordable, RGI, supportive and transitional housing. The number of housing placements varies each month and, between July and December 2021 there were a total of 74 housing placements of individuals experiencing chronic homelessness from the G-W BNL.

