

COMMUNITY HOMELESSNESS REPORT SUMMARY

Guelph-Wellington
2019-2021

COORDINATED ACCESS AND HOMELESSNESS MANAGEMENT INFORMATION SYSTEM (HMIS) SELF-ASSESSMENT

SUMMARY

The table below provides a summary of the work the community has done so far to implement Reaching Home's minimum requirements for Coordinated Access and an HMIS.

How many of the Reaching Home minimum requirements has the community:

Met	Started	Not yet started
18	0	0

SUMMARY COMMENT

Are there particular efforts and/or issues that you would like to highlight for this reporting period related to your community's work to achieve the Reaching Home minimum requirements? In particular, please describe your community's efforts to set-up or improve the Coordinated Access governance structure, including processes to ensure that policies and protocols, as approved by the governance group(s), are being implemented across the system as intended to achieve desired results.

Our community has been working with a Coordinated Entry System (CES) since 2016 and continues to work on improving and engaging our community towards our goal of ending chronic homelessness. Our community has met the minimum requirements set by Reaching Home. The County is also a Built for Zero (BFZ) Canada community and is committed to continuous improvement of the Guelph Wellington Coordinated Entry System. Our local BFZ governance structure is our Guelph-Wellington BFZ Operations Committee provides strategic guidance and oversight to the local BFZ campaign by problem solving system barriers brought forward by the GW BFZ Working Group and GW Housing Stability Working Group and providing direction on the campaign, including advocacy, communications, and finding and maintaining housing. The GWBFZ is responsible for setting direction for addressing homelessness in the community. The GWBFZ is expected to implement priorities established by the current Community Plan that address homelessness in Wellington County (including the City of Guelph) with the resources available from the Federal Government's Reaching Home: Canada's Homelessness Strategy. Participating in BFZ, our community regularly reviews our data from CES and adopts methods for system improvement towards our goal of ending chronic homelessness.

COMMUNITY-LEVEL DATA for 2019-2020

What is the date range for available data from the List for this fiscal report?

- | | |
|-----------------------------------|------------|
| • First date in reporting period: | 2019-04-01 |
| • Last date in reporting period: | 2020-03-31 |

Complete the Population Groups table below using the date range indicated for this fiscal report.

Number of unique individuals (or households where not available) in each Priority Population Group who:						
Priority Population Groups	Were homeless (Measures Cumulative Homelessness)	Were new to homelessness (Measures Inflow)	Returned to homelessness from housing (one or more times) (Measures Inflow)	Returned to homelessness from transitional status (one or more times) (Measures Inflow)	Returned to homelessness from unknown status (one or more times) (Measures Inflow)	State changed from inactive to active (one or more times) (Measures Inflow)
Overall homeless	153	160	40	0	0	41
Chronically homeless	136	137	40	0	0	41
Indigenous peoples	0	0	0	0	0	0
Priority Population Groups			Moved from homelessness to housing (one or more times) (Measures Outflow)	Status changed from homelessness to transitional (one or more times) (Measures Outflow)	Status changed from homelessness to unknown (one or more times) (Measures Outflow)	State changed from active to inactive (one or more times) (Measures Outflow)
Overall homeless			195	0	0	73
Chronically homeless			163	0	0	67
Indigenous peoples			0	0	0	0

Complete the Prior Living Situations table below for all individuals (or households where not available) that were homeless for the date range indicated for this fiscal report.

	Public Institutions	Transitional Housing	Permanent Housing	Unknown	Total
New to homelessness	38	0	47	0	85
Returned to homelessness	28	0	40	0	68
Total	66	0	87	0	153

COMMUNITY-LEVEL DATA for 2020-2021

What is the date range for available data from the List for this fiscal report?

- | | |
|-----------------------------------|------------|
| • First date in reporting period: | 2020-04-01 |
| • Last date in reporting period: | 2021-03-01 |

Complete the Population Groups table below using the date range indicated for this fiscal report.

Number of unique individuals (or households where not available) in each Priority Population Group who:						
Priority Population Groups	Were homeless (Measures Cumulative Homelessness)	Were new to homelessness (Measures Inflow)	Returned to homelessness from housing (one or more times) (Measures Inflow)	Returned to homelessness from transitional status (one or more times) (Measures Inflow)	Returned to homelessness from unknown status (one or more times) (Measures Inflow)	State changed from inactive to active (one or more times) (Measures Inflow)
Overall homeless	126	116	51	0	0	15
Chronically homeless	124	100	51	0	0	14
Indigenous peoples	24	13	13	0	0	3
Priority Population Groups			Moved from homelessness to housing (one or more times) (Measures Outflow)	Status changed from homelessness to transitional (one or more times) (Measures Outflow)	Status changed from homelessness to unknown (one or more times) (Measures Outflow)	State changed from active to inactive (one or more times) (Measures Outflow)
Overall homeless			132	0	0	39
Chronically homeless			120	0	0	38
Indigenous peoples			20	0	0	7

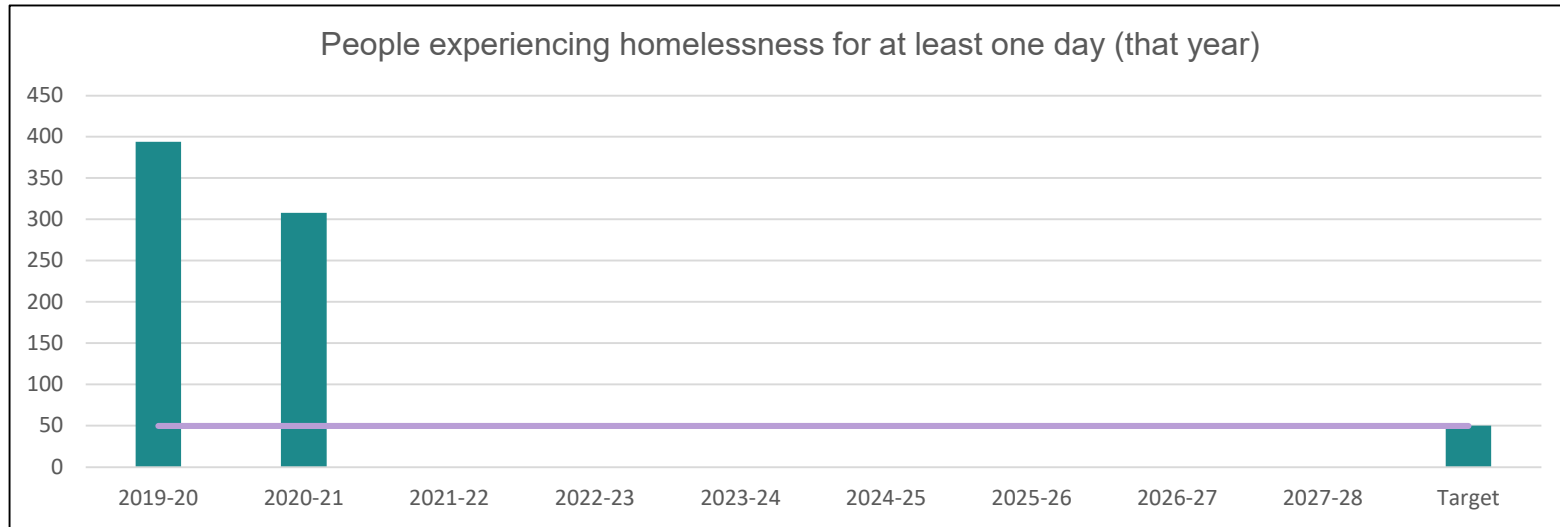
Complete the Prior Living Situations table below for all individuals (or households where not available) that were homeless for the date range indicated for this fiscal report.

	Public Institutions	Transitional Housing	Permanent Housing	Unknown	Total
New to homelessness	22	0	49	0	71
Returned to homelessness	9	0	51	0	60
Total	31	0	100	0	131

COMMUNITY-LEVEL RESULTS OUTCOMES - CORE OUTCOMES

Outcome # 1: Fewer people experience homelessness overall (homelessness is reduced overall)

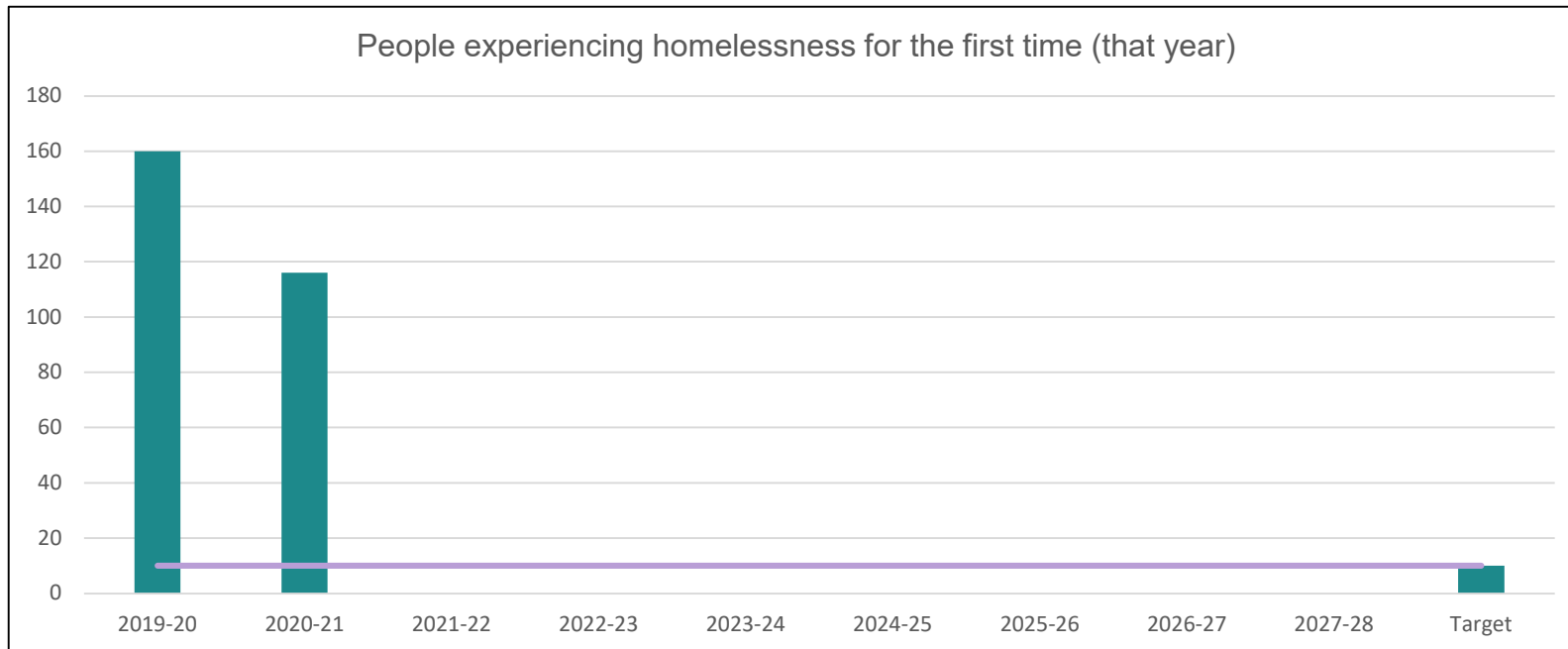
	2019-20	2020-21	2021-22	2022-23	2023-24	2024-25	2025-26	2026-27	2027-28	Target
People experiencing homelessness for at least one day (that year)	394	308	-	-	-	-	-	-	-	50



Our community has a goal to end chronic homelessness by 2023. From 2019 to 2021 our community has reduced overall homelessness by 22%. For more detailed information on actions taken in our community to reach our housing and homelessness goals visit: <https://www.wellington.ca/en/social-services/hs-plans-policies-and-data.aspx>.

Outcome #2: Fewer people experience homelessness for the first time (new inflows into homelessness are reduced)

	2019-20	2020-21	2021-22	2022-23	2023-24	2024-25	2025-26	2026-27	2027-28	Target
People experiencing homelessness for the first time (that year)	160	116	-	-	-	-	-	-	-	10



In 2019, the County partnered with Wydnham House (youth) and the Welcome In Drop In Centre (adult) to pilot Diversion and Rapid Rehousing workers within the emergency shelter system. This pilot program has made an impact on overall homelessness prevention in our community and efforts are underway to improve our prevention efforts across community partners.

Outcome #3: Fewer people return to homelessness from housing (returns to homelessness are reduced)

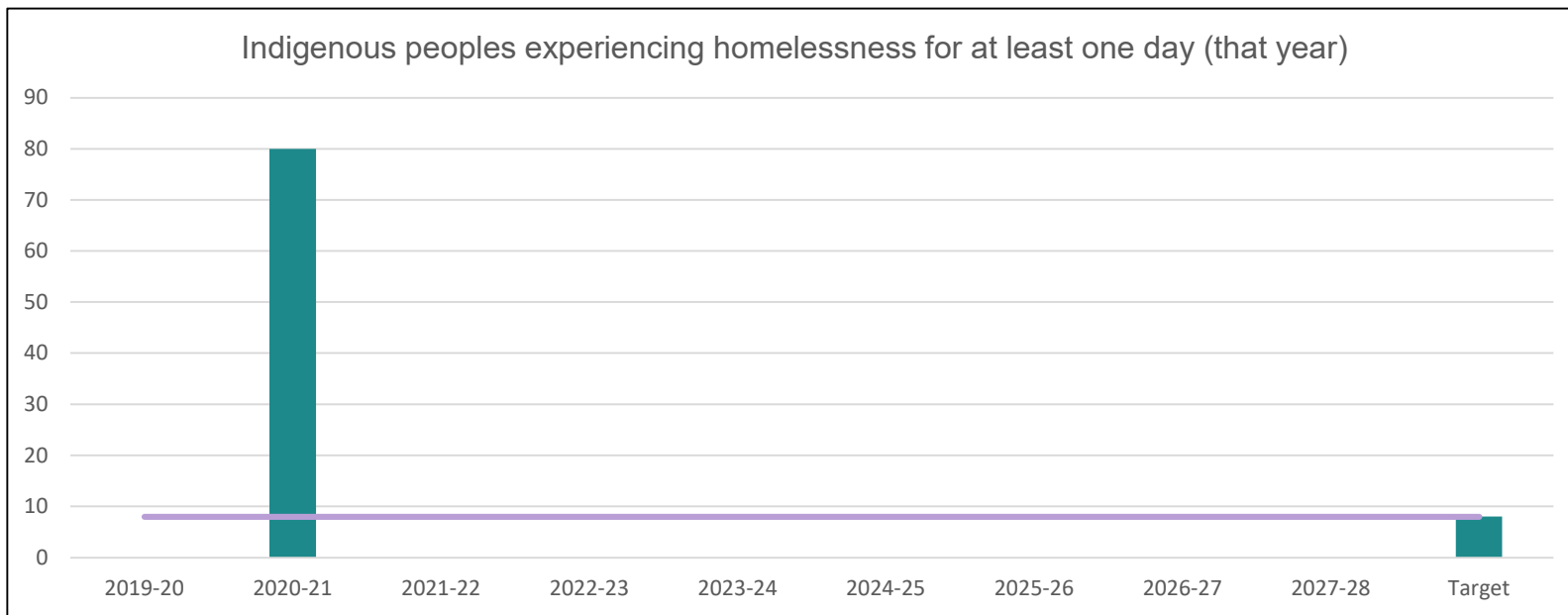
	2019-20	2020-21	2021-22	2022-23	2023-24	2024-25	2025-26	2026-27	2027-28	Target
Returns to homelessness from housing (that year)	40	51	-	-	-	-	-	-	-	10



The returns from housing data noted above is high and there is an increase in 2020-2021. This is in part due to the way our By Name List (BNL) captures returns from housing and efforts are underway to improve how this data is captured in future reporting. We anticipate this measure will decrease next year as a result of changes to the database.

Outcome #4: Fewer Indigenous peoples experience homelessness (Indigenous homelessness is reduced)

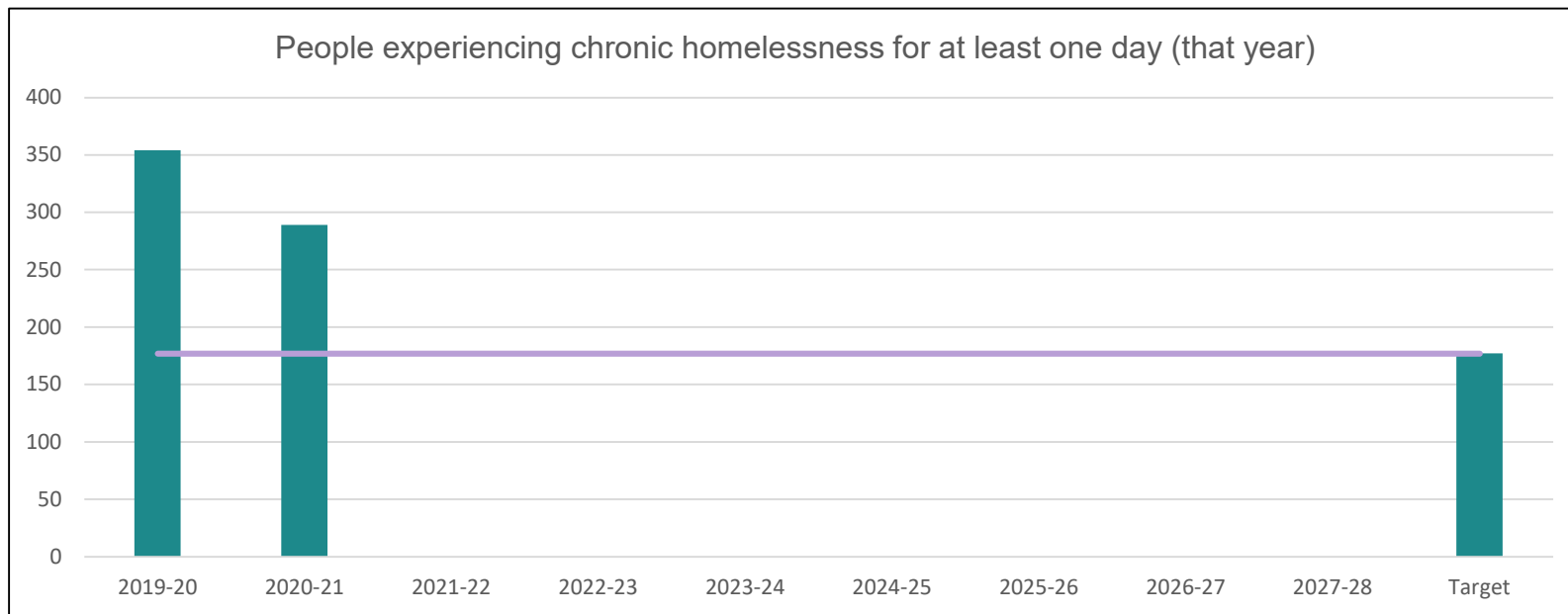
	2019-20	2020-21	2021-22	2022-23	2023-24	2024-25	2025-26	2026-27	2027-28	Target
Indigenous peoples experiencing homelessness for at least one day (that year)	N/A	80	-	-	-	-	-	-	-	8



Indigenous people represent 26% of the individuals that experienced homelessness in our community in 2020-2021. The County is pleased to be partnering with the Southwest Ontario Aboriginal Health Access Centre to pilot an Indigenous Housing Support Worker to better support and reduce the number of Indigenous people experiencing homelessness.

Outcome #5: Fewer people experience chronic homelessness (chronic homelessness is reduced)

	2019-20	2020-21	2021-22	2022-23	2023-24	2024-25	2025-26	2026-27	2027-28	Target
People experiencing chronic homelessness for at least one day (that year)	354	289	-	-	-	-	-	-	-	177



Our community has prioritized the creation of permanent supportive housing as a key action required to end chronic homelessness in our community. Additional funding from the federal and provincial governments will be needed to support capital funding initiatives and rent supplement programs for our community to be successful in achieving our goal.